










## Eglinton Ave. W., east of Jane St.

Intermittent closures from winter 2023 through 2031

- |   |   |  |
|---|---|--|
|  Work zone      |  Multi-use path closure                                  |  Cycling path accessible    |
|  Lane direction |  Pedestrian path closure                                 |  Pedestrian path accessible |
|  TTC stop       |  Single traffic lane closure                             |  |
|   |  Single traffic lane closure + bi-directional cycle path |  |

*These graphics are conceptual representations of the transportation impacts at each intersection. Some elements may vary between phases from what is shown in the graphic, including the location of access points and work zones. Residents will be notified in advance of construction activities.*

