

Queen-Spadina Construction Liaison Committee - Meeting #5

November 7, 2023



Agenda

Welcome (5 minutes)

- Introductions
- Land Acknowledgement
- Housekeeping

Presentation (25 minutes)

- Action Items recap
- Advanced Work update
- Demolition
- Heritage
- Community outreach

Q/A and Discussion (30 minutes)



Land Acknowledgment

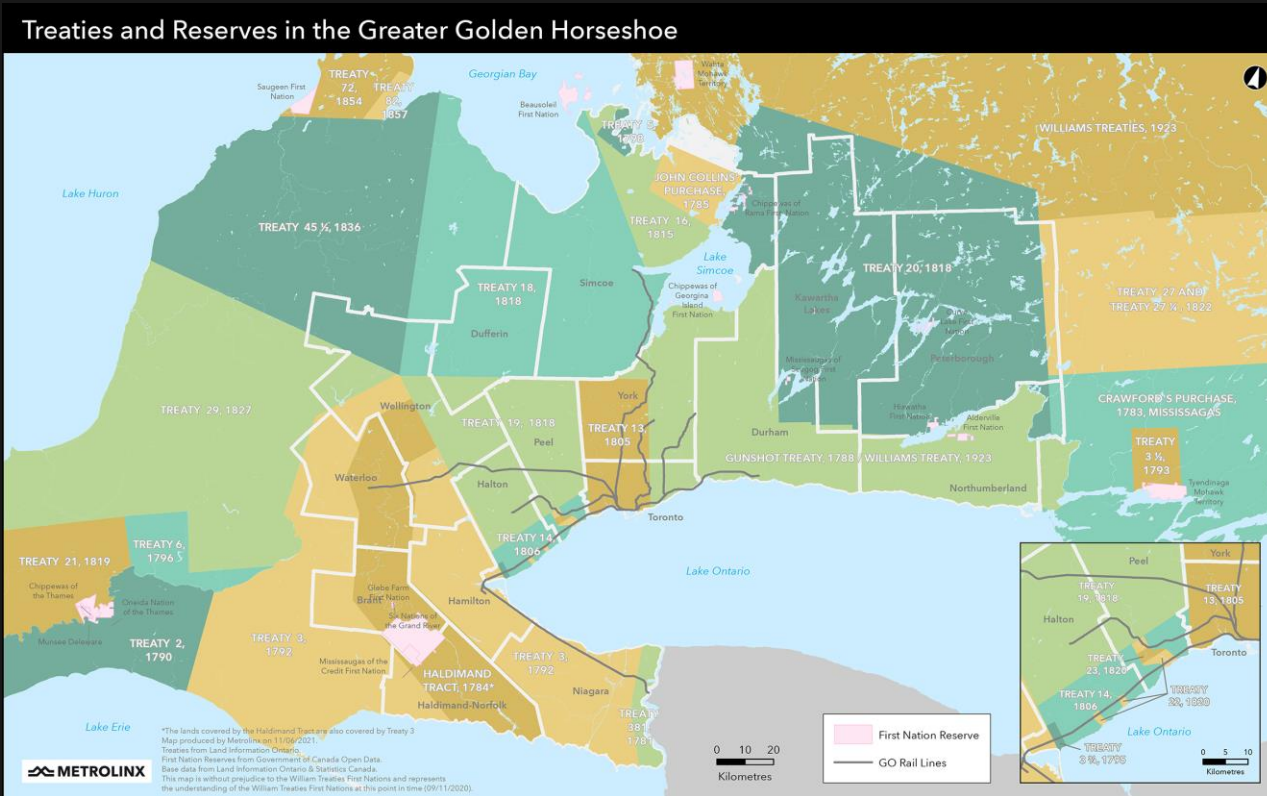
Let us take a moment to acknowledge we are on lands that have been, and continue to be, home to many Indigenous Peoples including the Anishnabeg, the Haudenosaunee and the Huron-Wendat peoples.

We are all Treaty people. Many of us have come here as settlers, as immigrants or involuntarily as part of the trans-Atlantic slave trade, in this generation, or generations past.

We acknowledge the historic and continued impacts of colonization and the need to work towards meaningful reconciliation with the original caretakers of this land.

We acknowledge that Metrolinx operates on territories and lands covered by many treaties that affirm and value the rights of Indigenous communities, Nations and Peoples.

We understand the importance of working towards reconciliation with the original caretakers of this land. At Metrolinx, we will conduct business in a manner that is built on a foundation of trust, respect and collaboration.



Safety Moment

Be ready for winter with the right tires and emergency kit

1. Winter Tires are Designed for Cold Weather

If you're a driver, it's important to ensure your vehicle is safe during snow, slush and ice season. Clear ice and snow from your windshield and mirrors. Make sure your car is equipped with winter tires; they're specifically designed and engineered for use in cold temperatures (7 C or lower), so they can physically spread out (the treads) and keep a better grip to the road.

2. Winter Driving Throws Hazards at You.

Winter weather can change in a hurry, if it's snow, ice or whiteout conditions, you should be "ready for any moment". Keep a safe distance and keep your eyes on the road.

3. Ensure you're ready for an Emergency.

Gloves, hats, phone battery charger pack, a blanket, first aid, hand and feet warmers and emergency pilons stored in your trunk can come in handy in case of a roadside pullover or emergency.

4. When in Doubt, Take Transit or Stay Home

If you're not confident in your winter driving ability, don't leave it to chance. Take transit or stay home.



PREVIOUS CLC MINUTES AND ACTION ITEMS

ACTION ITEM	STATUS UPDATE
1. OTG to provide an update on snow maintenance during the winter, and which contractor will be appointed for the site.	OTG has included more information in this presentation.
2. Provide update on distribution plan and status of roadway closures required for panelization and demolition.	OTG has included more information in this presentation.

Site Hoarding

- **Temporary signage has been installed on the fast fencing, and will soon be installed in pedestrian walkways.**
- **OTG will be replacing graffiti tagged signage this week.**
- **Fast fencing will be replaced by permanent plywood hoarding panels, once demolition is complete. Installations will take approximately two to three months to complete.**
- **Site signage to be designed by Metrolinx, with community input, and installed by OTG.**
- **More details, along with a better sense of timing for these discussions, will be shared at this forum as they become**



Metrolinx temporary project signage installed



Snow and ice clearing

A Joint Responsibility Between OTG & the City of Toronto to Keep Neighbourhoods Safe

Snow and ice will be cleared by OTG crews within 1-2 hours of significant snowfall

- Across all station construction sites, public walkways, thoroughfares, pedestrian and sidewalks will be cleared of snow & ice.
- Adhering to City of Toronto bylaws, sites will also be treated with salt/calcium mixtures, ensuring no buildup of ice and slush.



Construction Update

Focus on: Demolition + Heritage Preservation

1 Future South Station Site


- Abatement and interior demolition have been completed at the South Site.
- Interior demolition has been completed in all the buildings.
- Hand demolition has started at 455 Queen St W. The upper three floors are to be demolished with small equipment to better control the demolition and avoid damage to adjacent buildings.
- Ground and basement levels will be mechanically demolished with an excavator.



Focus on: Demolition + Heritage Preservation

1 Future South Station Site (continued)

- Water disconnections by City of Toronto at 443 Queen St (TD Bank) and 378 Queen St (CIBC Bank) in progress.
- Mechanical demolition has been started at 449, 451 and 453 Queen St W.
- Demolition at 443 Queen St W will be started by mid-November.
- All the buildings will be demolished up to the ground level by early December.
- Demolition of basement walls and foundations will continue in December through the end of the year.



Focus on: Demolition + Heritage Preservation

2 Future North Station Site

- Abatement of lead paint in exterior cornices at the North site in progress.
- Crews preparing for demolition and heritage preservation activities, including removal and preservation of building panels.
- Bricks have been removed and stored for future reuse.
- Heritage panel removal work scheduled to begin late November/early December (more information follows on next slide)
- 18 m of the South sidewalk at Bulwer street closed and will remain closed for approximately two more months to allow for demolition works.



Weekend Road Closures for Demolition and Heritage Prevention

3 Spadina Avenue and Bulwer Street

Select lanes will be closed to accommodate a crane to remove heritage panels from the future North station site

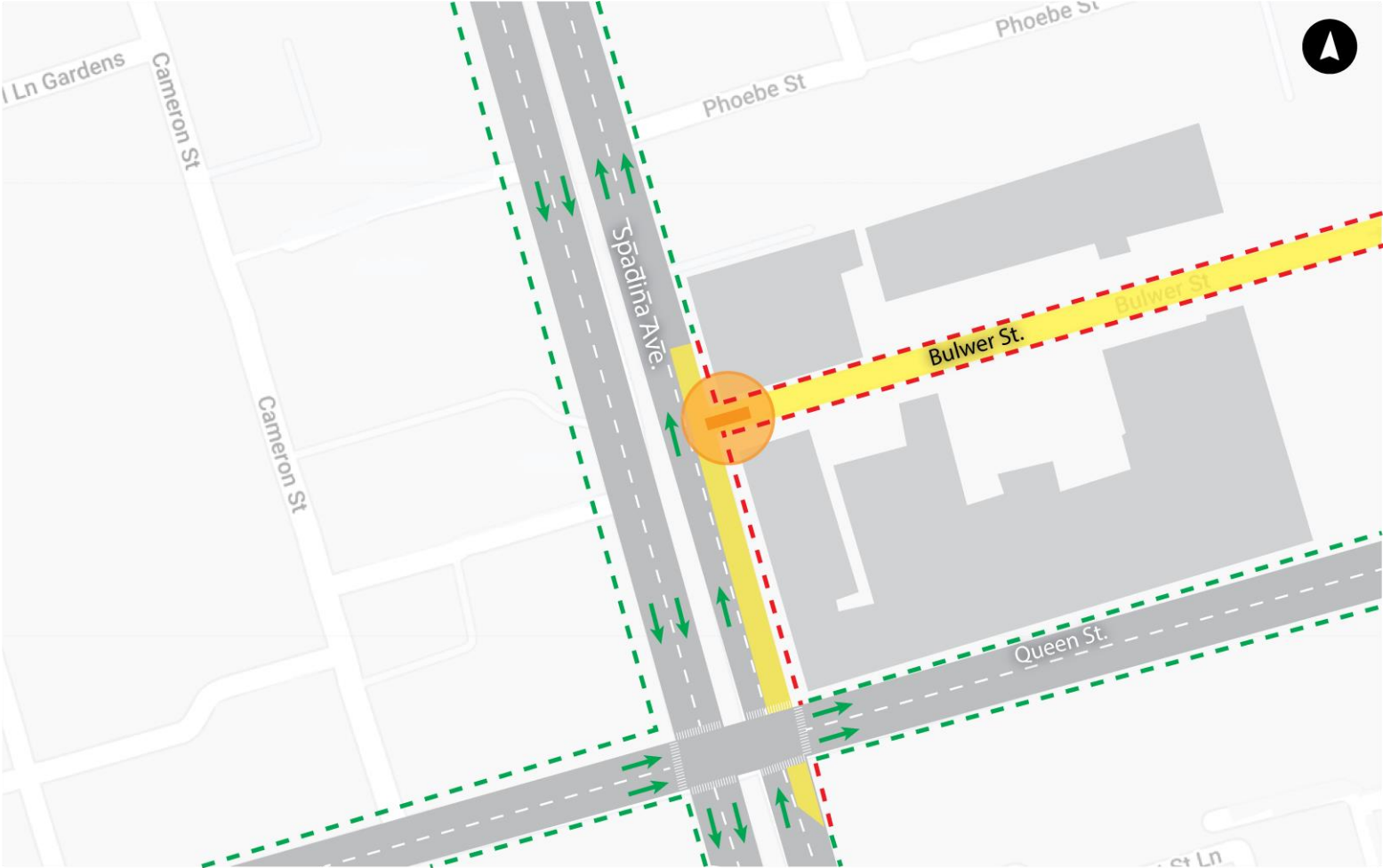
Expected dates:

- December 2 - December 3
- December 9 - December 10
- December 16 - December 17
- January 6 - 7
- Jan 13-14 (potential)

Notice to be mailed to community via Canada Post (target w/o November 13 distribution)



Traffic Management Plan: Heritage Panelization Lane Closures



-  Crane
-  Lane Closure
-  Pedestrian Walkway
-  Closed Walkway

Focus on

4 Heritage Retention Towers

- Heritage retention towers to be used on the future North station site to preserve heritage façade are now fully fabricated and ready to be delivered to the site.
- Foundation work for the retention towers will be started by the end of November
- Retention towers installation will be started in December.
- Demolition work of the building will commence once all the retention towers are in place and the façade is fully retained, in early 2024.

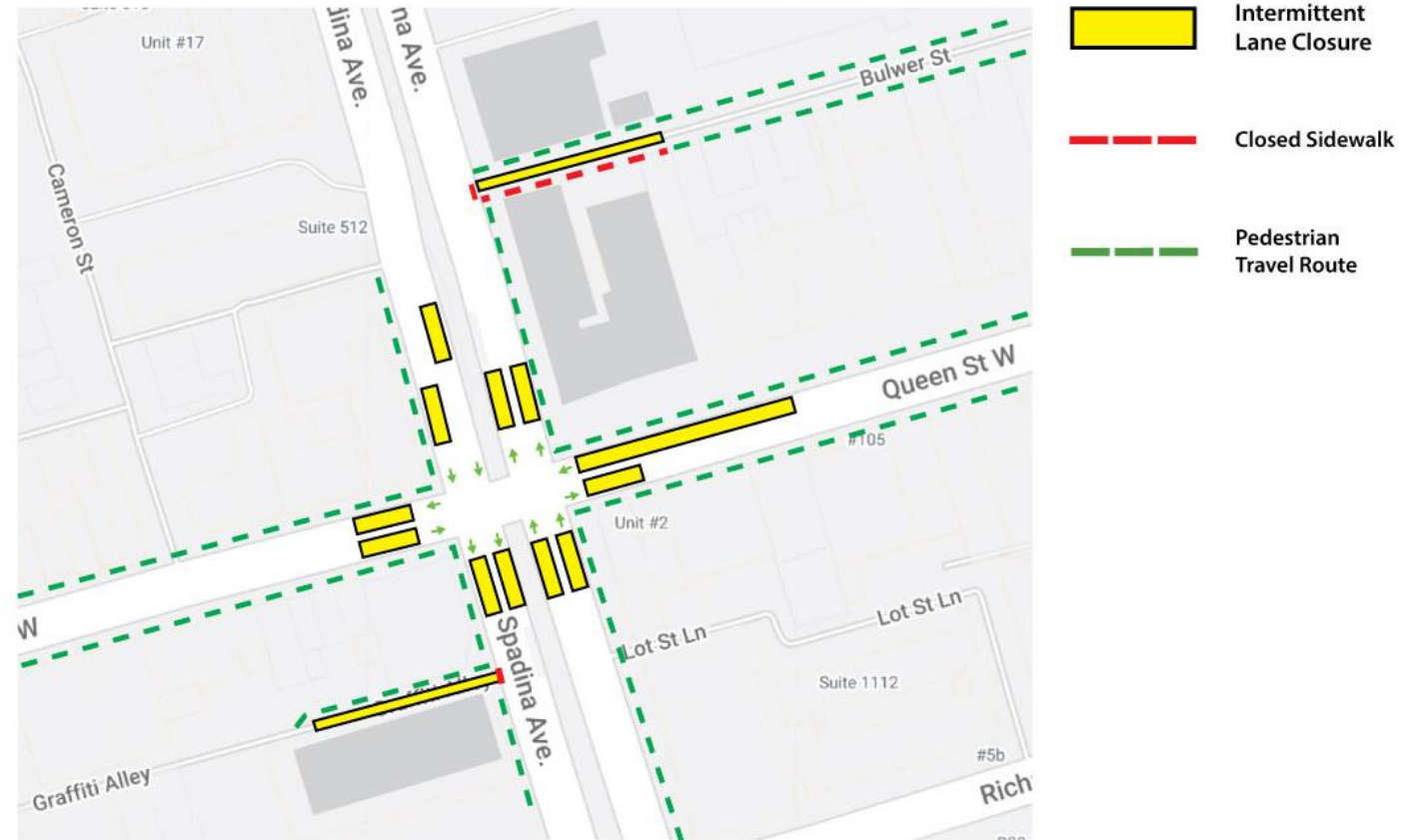


Sample photos, for illustrative reference only

Overnight Instrumentation Works

5 Queen Street West and Spadina Avenue

- Crews are installing monitoring points by drilling in various areas
- Intermittent closures of sidewalks, laneway and traffic lanes around active work zones to be expected.



Looking Ahead

6 Upcoming Work + Timelines

Fall 2023-Dec 2023

- Heritage retention and preservation activities expected to be completed at North site
- Demolition of existing buildings at South site expected to be completed
- Installation of permanent fencing/hoarding

Early 2024

- Crane operations
- Support of excavation (piles) in South site

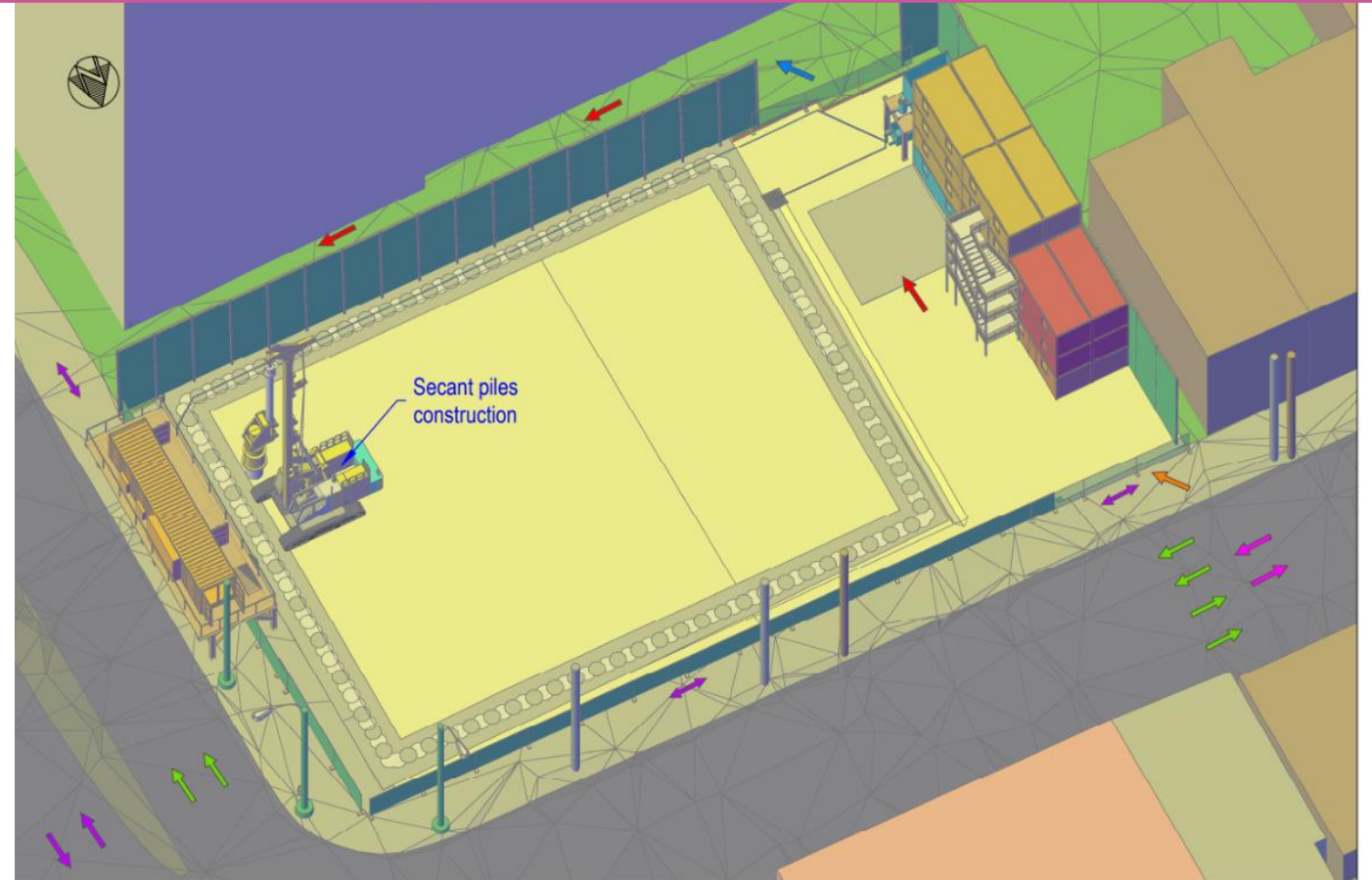
Spring-Summer 2024

- Support of excavation (piles) in North site
- Excavation of shafts, shotcrete and rock anchors

Looking Ahead: South Site

6 Upcoming Work + Timelines

- Expected rig drilling machine positioning for piling work at South site (expected early 2024)
- Two-way traffic to be maintained on Spadina Avenue and Queen Street West



Phase 9 - Secant piles construction

Queen & Spadina

7 Community Outreach

Construction Liaison Committees

- Monthly CLC meetings: virtual, in-person and hybrid options
- Next meeting: December 5th

Business Community

- Direct business outreach and canvassing
- Quarterly meetings with all BIAs along the Ontario Line in partnership with the City of Toronto Economic Development and Culture

Community Outreach

- Virtual and in-person open houses
- Pop-ups within the community and in residential building lobbies
- In-person and virtual consultation with residences and businesses

Community Notification

- Physical and digital distribution of construction notices
- Canvassing high impact areas
- News and information provided in the Ontario Line newsletter



Picture from in person CLC Meeting

We Are Here For You

8 Community Engagement Contact Information

Metrolinx will keep the community, residents and businesses informed by providing project updates, seeking input and feedback, and addressing questions and concerns effectively and quickly.

Connect With Us:

- Bradley Naismith, Community Engagement Advisor Bradley.Naismith@metrolinx.com, 437-326-0785
- Mark Clancy, Senior Manager, Community Engagement Mark.Clancy@metrolinx.com, 647-449-2857

Email OntarioLine@metrolinx.com

Telephone 24/7 @ 416-202-5100

Ontario Line e-newsletter @ Metrolinx.com/OntarioLine

Follow us on social media @ OntarioLine

QUESTIONS?





Artist's rendering – subject to change. Transit-Oriented Community proposals not shown.



Queen St W

Queen-
Spadina

QUEEN-SPADINA

7 AM - 10 AM
3 PM - 7 PM
MON - FRI
TTC VEHICLES
EXCEPTED

4511

DO NOT PASS
OPEN DOORS

Artist's rendering – subject to change. Transit-Oriented Community proposals not shown.