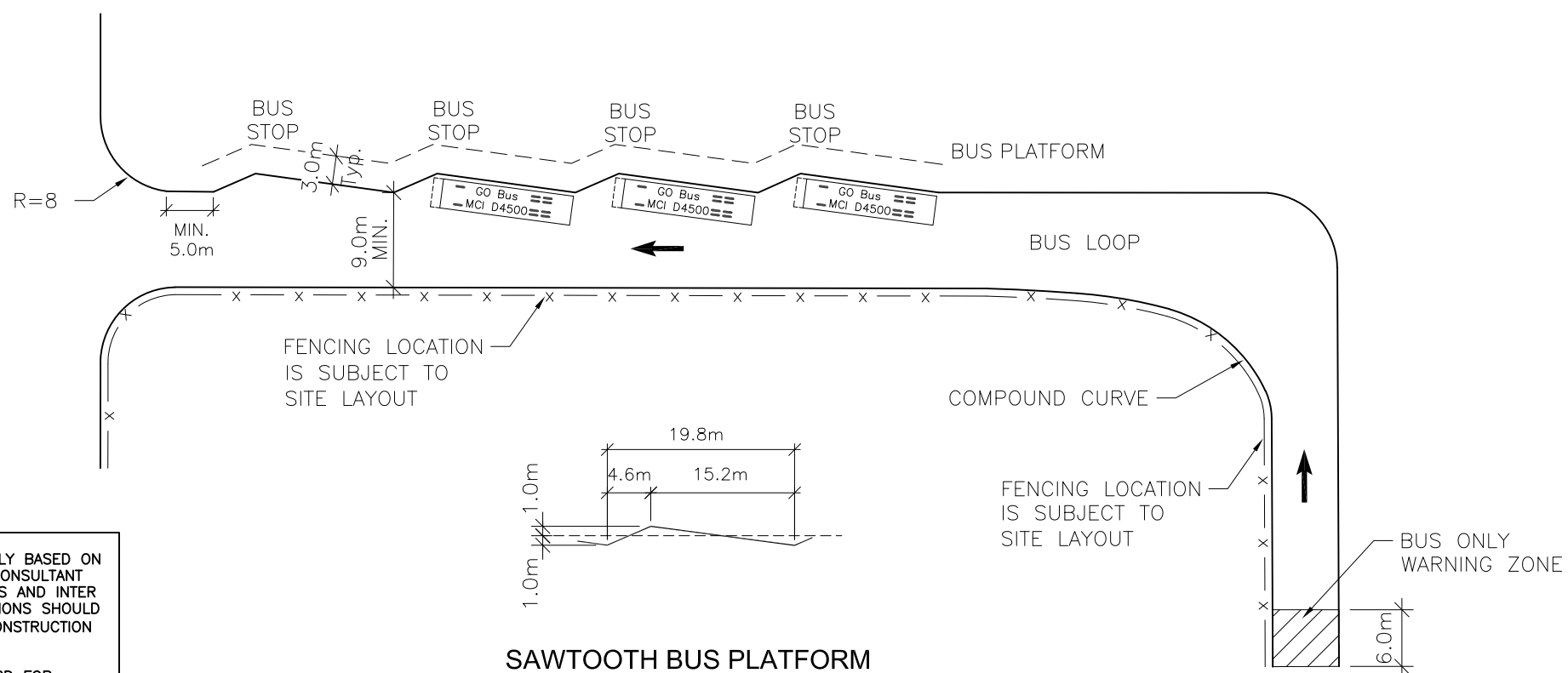


STRAIGHT BUS PLATFORM



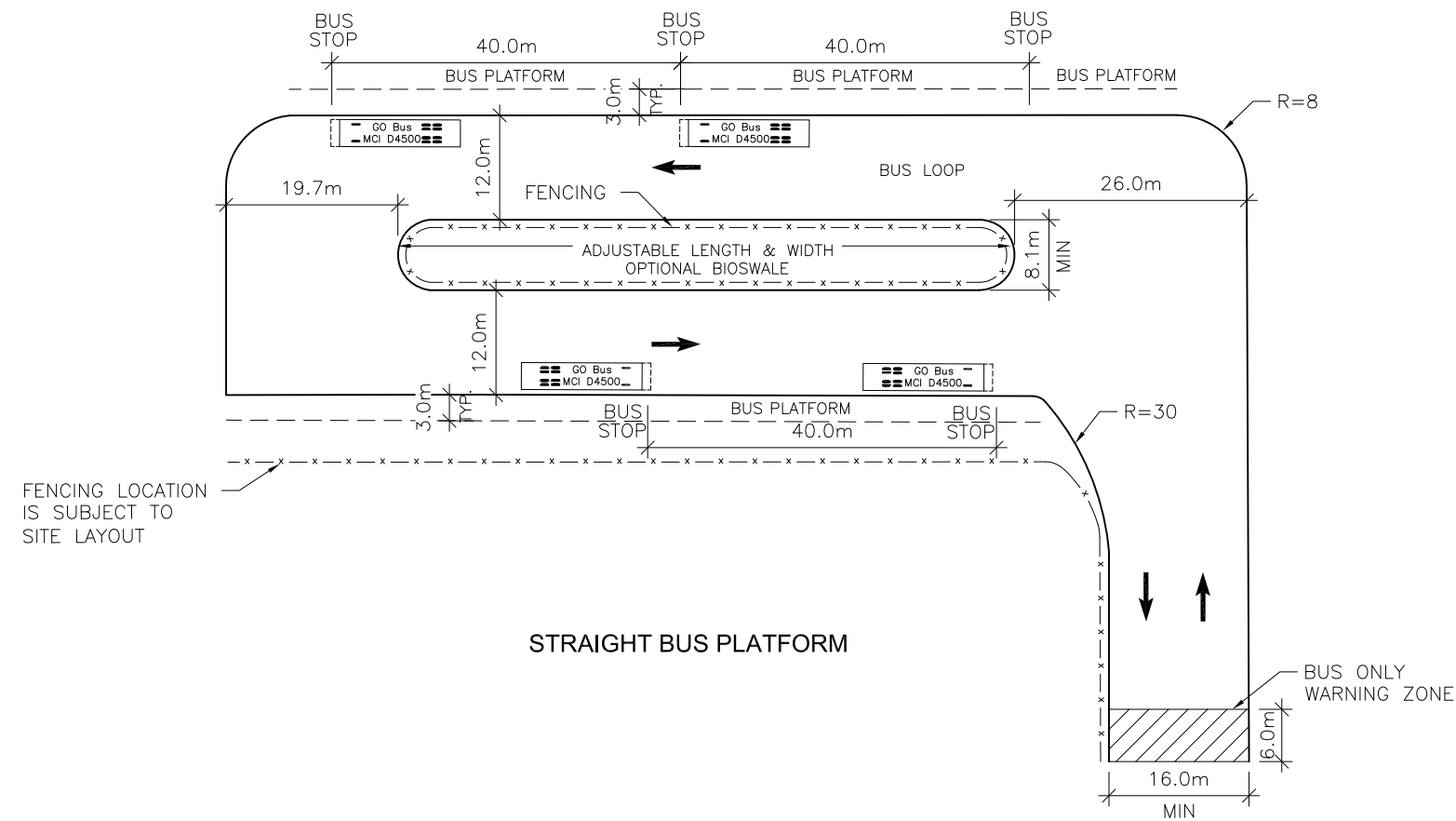
SAWTOOTH BUS PLATFORM

NOTE:
THIS DRAWING IS PROVIDED FOR INSTRUCTIONAL DESIGN PURPOSES ONLY BASED ON METROLINX GO TRANSIT DESIGN GUIDELINES AND REQUIREMENTS. THE CONSULTANT SHALL VERIFY FOR LOCAL CODE COMPLIANCE, EXISTING SITE CONDITIONS AND INTER DISCIPLINARY DRAWING COORDINATION. ALL DIMENSIONS AND SPECIFICATIONS SHOULD BE VERIFIED BY CONSULTANT AND/OR CONTRACTOR BEFORE ACTUAL CONSTRUCTION BEGINS

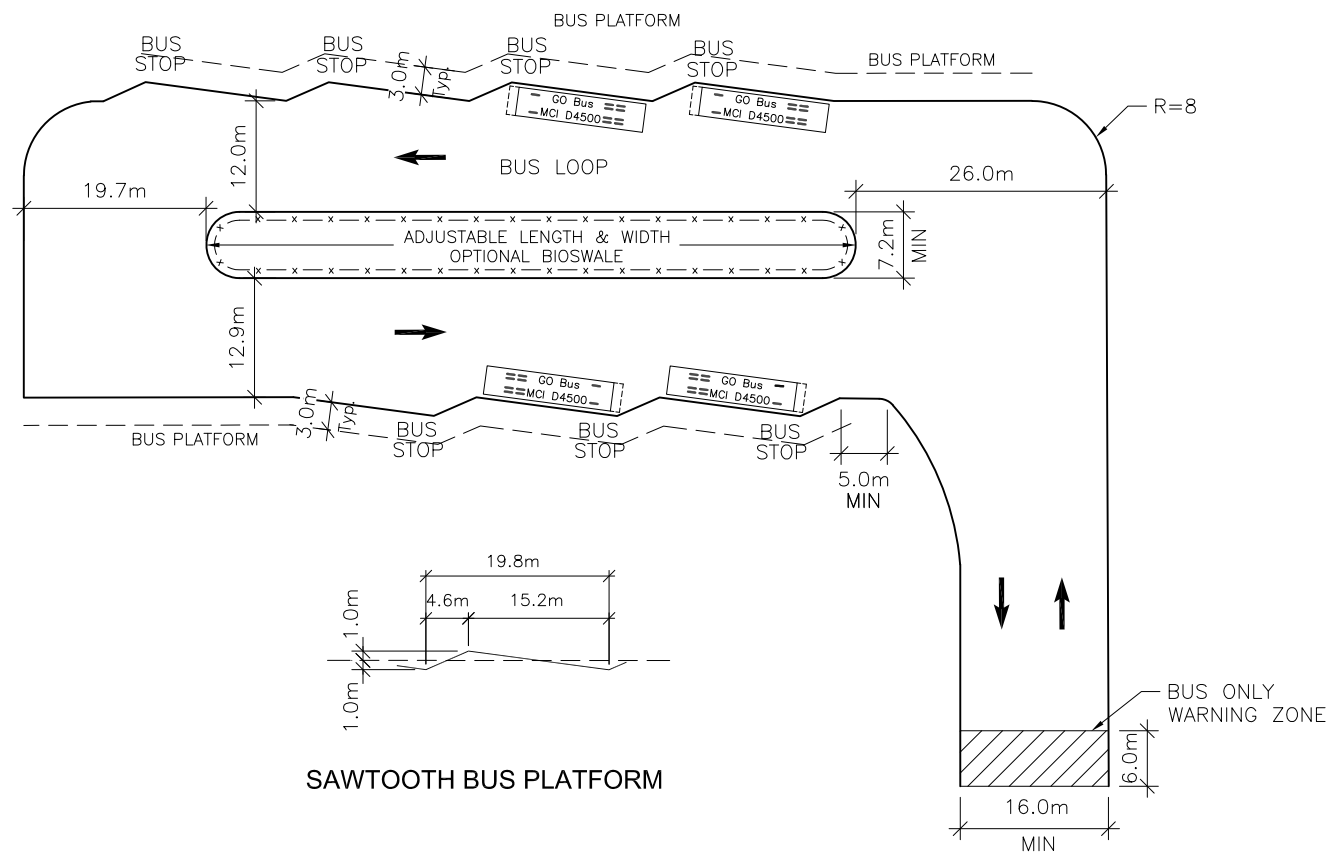
PLEASE REFER TO THE METROLINX DS-03 WAYFINDING DESIGN STANDARD FOR INFORMATION REGARDING SIGNAGE

METROLINX PROJECT NO.

REFERENCE DRAWINGS		ISSUE		REVISIONS		DRAWN BY:	DESIGNED BY:		BUS LOOP CONFIGURATION LINEAR LAYOUT						
						JD	XX								
						YY/MM/DD	YY/MM/DD								
						CHECKED BY:	APPROVED BY:								
						XX	XX								
						YY/MM/DD	YY/MM/DD								
						SCALE: NTS	FULL SIZE ONLY								
DWG. NO.	TITLE	NO.	DATE	ISSUED FOR	REV.	DATE						CONTRACT NO.	DWG. NO.	REV.	SHEET
		0	23/05/04										3.1	0	



STRAIGHT BUS PLATFORM



SAWTOOTH BUS PLATFORM

NOTE:
THIS DRAWING IS PROVIDED FOR INSTRUCTIONAL DESIGN PURPOSES ONLY BASED ON METROLINX GO TRANSIT DESIGN GUIDELINES AND REQUIREMENTS. THE CONSULTANT SHALL VERIFY FOR LOCAL CODE COMPLIANCE, EXISTING SITE CONDITIONS AND INTER DISCIPLINARY DRAWING COORDINATION. ALL DIMENSIONS AND SPECIFICATIONS SHOULD BE VERIFIED BY CONSULTANT AND/OR CONTRACTOR BEFORE ACTUAL CONSTRUCTION BEGINS
PLEASE REFER TO THE METROLINX DS-03 WAYFINDING DESIGN STANDARD FOR INFORMATION REGARDING SIGNAGE

METROLINX PROJECT NO.

REFERENCE DRAWINGS	ISSUE	REVISIONS	DRAWN BY: JD YY/MM/DD	DESIGNED BY: XX YY/MM/DD	METROLINX	BUS LOOP CONFIGURATION TEARDROP LAYOUT			
			CHECKED BY: XX YY/MM/DD	APPROVED BY: XX YY/MM/DD		CONTRACT NO.	DWG. NO. 3.2	REV. 0	SHEET
DWG. NO.	TITLE	NO. DATE	ISSUED FOR	REV. DATE		SCALE: NTS	FULL SIZE ONLY		