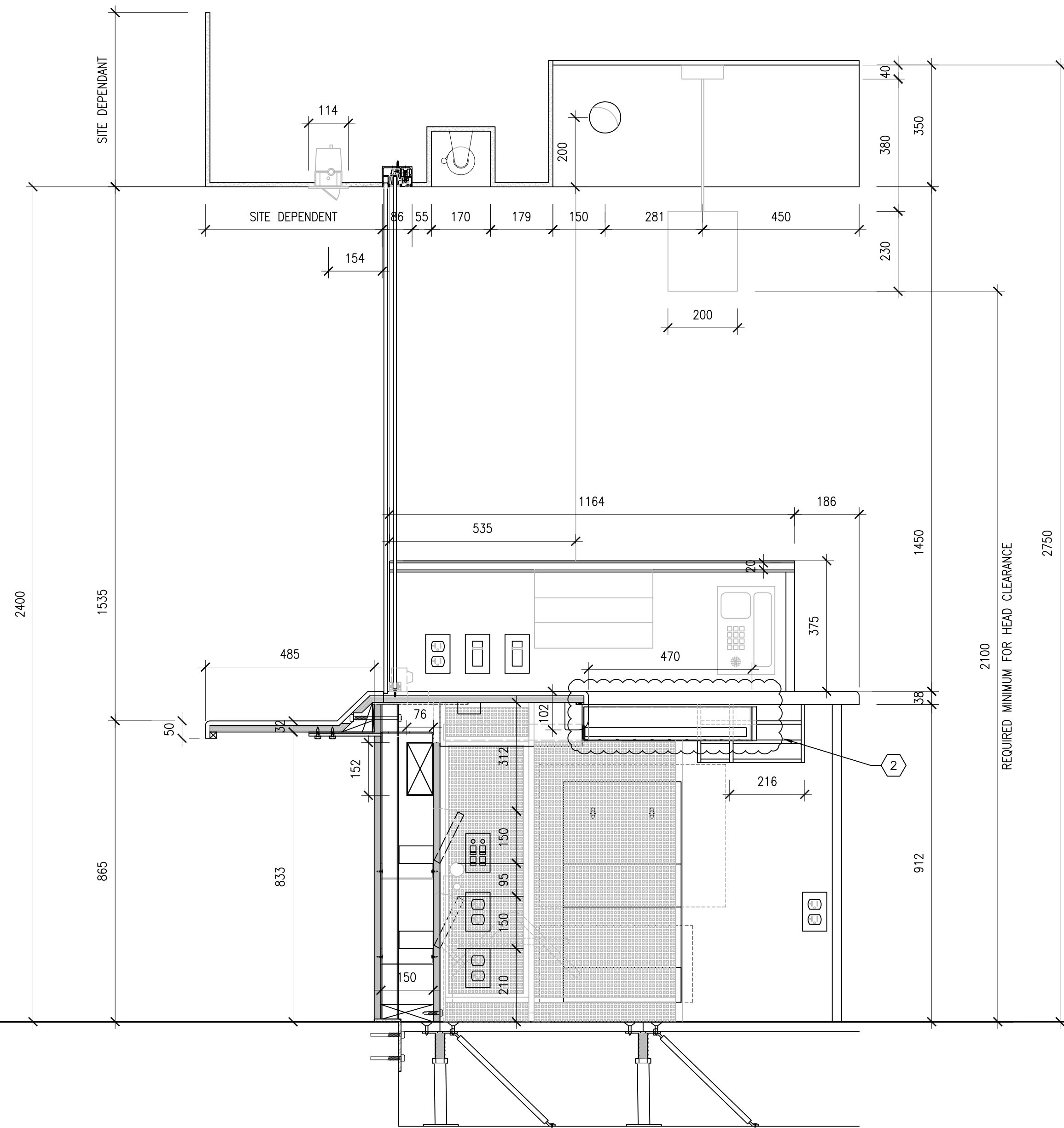
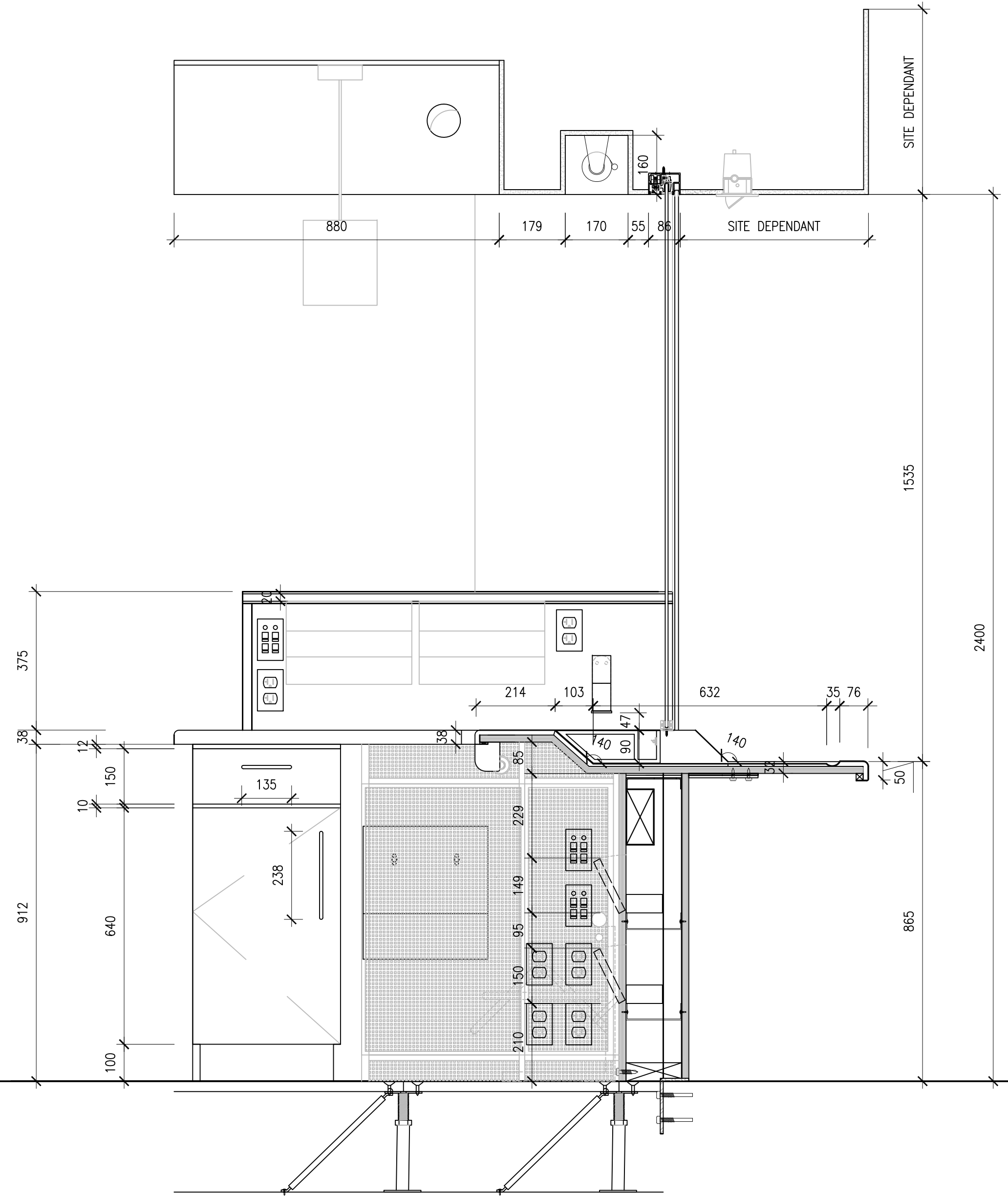


ALL DIMENSIONS SHOWN ARE IN METRES AND/OR MILLIMETRES UNLESS OTHERWISE NOTED.

**DISCLAIMER**  
THIS DRAWING IS PROVIDED FOR INSTRUCTIONAL DESIGN PURPOSES ONLY BASED ON METROLINK GO TRANSIT DESIGN GUIDELINES AND REQUIREMENTS. THE CONSULTANT SHALL VERIFY FOR LOCAL CODE COMPLIANCE, EXISTING SITE CONDITIONS AND INTER DISCIPLINARY DRAWING COORDINATION. ALL DIMENSIONS AND SPECIFICATIONS SHOULD BE VERIFIED BY CONSULTANT AND/OR CONTRACTOR BEFORE ACTUAL CONSTRUCTION BEGINS.




**1 SECTION - THROUGH CASH DRAWER**  
SC-03a SCALE: 1:10



**2 SECTION - THROUGH CASH SCOOP**  
SC-03a SCALE: 1:10

REFERENCE DRAWINGS	ISSUE	REVISIONS
DWG. NO.	TITLE	NO. DATE ISSUED FOR

DRAWN BY: A.O./C.G./S.C./J.W. 13/02/04	DESIGNED BY: 13/02/04
CHECKED BY: P.J. 13/02/04	APPROVED BY: GO 14/03/05
SCALE: N.T.S. FULL SIZE ONLY	

A Division of METROLINK

METROLINK PROJECT NO.

**GO TRANSIT  
SERVICE COUNTER**

SECTIONS TYPICAL - DIMENSIONS

CONTRACT NO.	DWG. NO. SC-03a	REV. 2	SHEET
--------------	--------------------	-----------	-------