

D SIZE 22" x 34" (558.6mm x 863.6mm)

METRIC

ALL DIMENSIONS SHOWN ARE IN METRES AND/OR MILLIMETRES UNLESS OTHERWISE NOTED.

LEGEND

- DEVICE LOCATED IN RELAY PANEL
- ▲ DEVICE LOCATED IN WAYSIDE CONTROL PANEL RIGHT SIDE
- △ DEVICE LOCATED IN WAYSIDE CONTROL PANEL LEFT SIDE
- DEVICE LOCATED IN WAYSIDE CONTACTOR PANEL RIGHT SIDE
- ⊗ DEVICE LOCATED IN WAYSIDE CONTACTOR PANEL LEFT SIDE
- TERMINAL LOCATED IN BREAKER COMPARTMENT

← SELDOM USED PROVIDED FOR REFERENCE ONLY

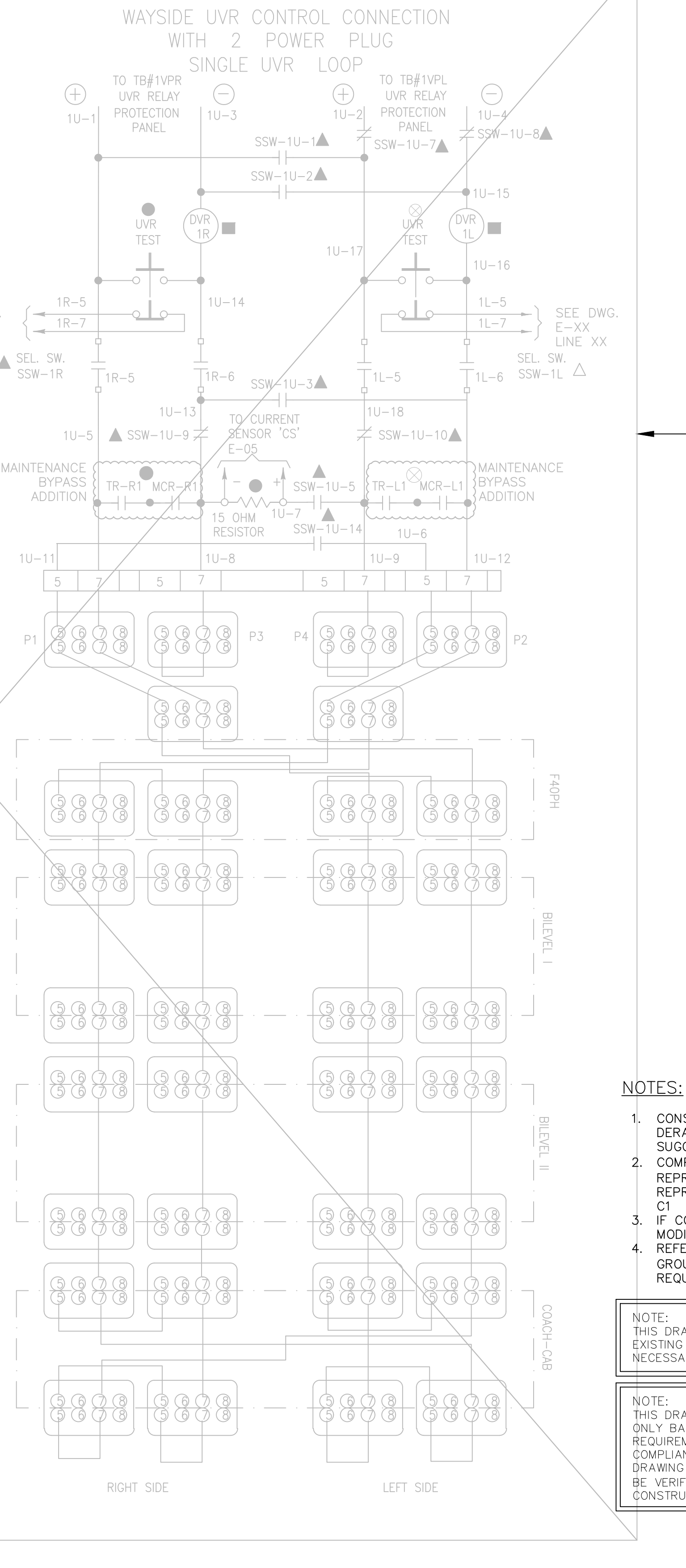
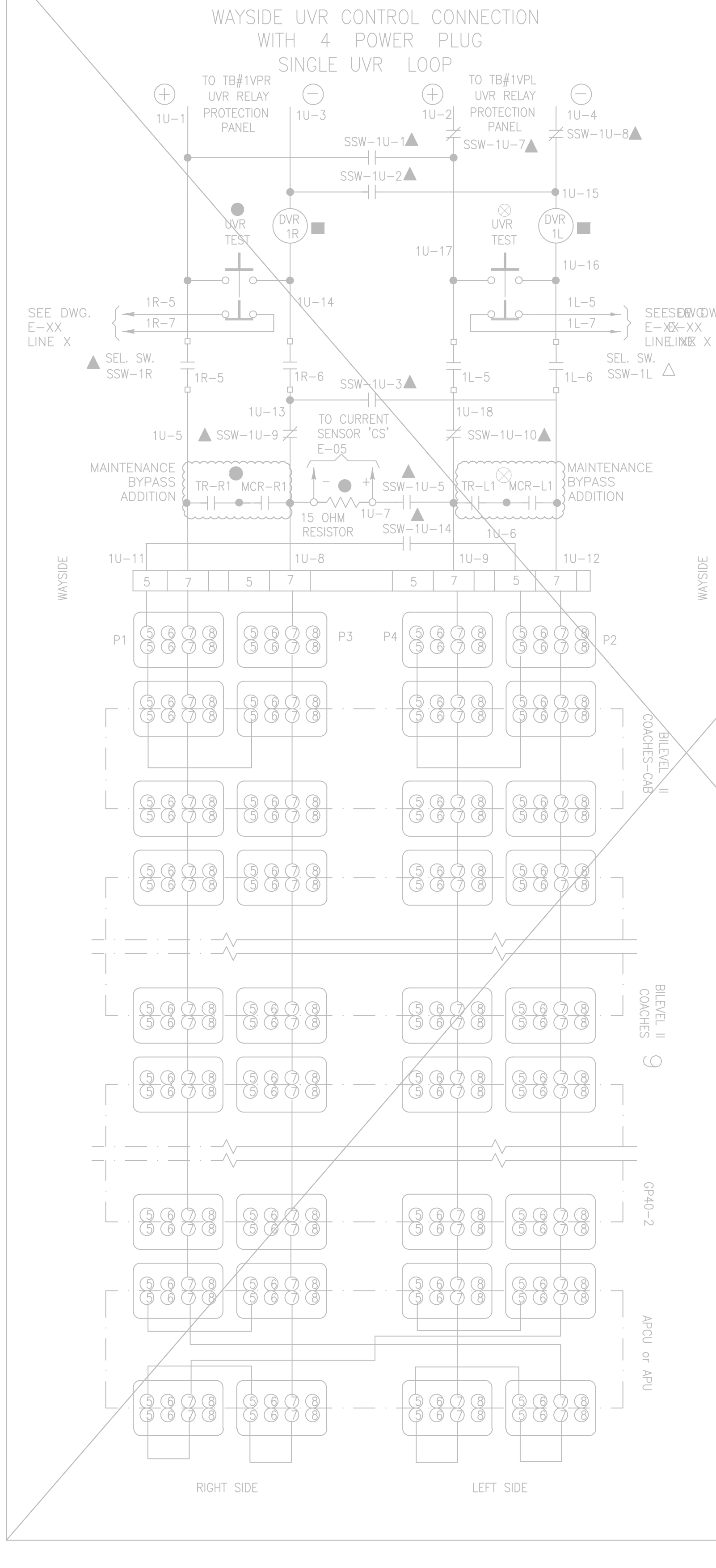
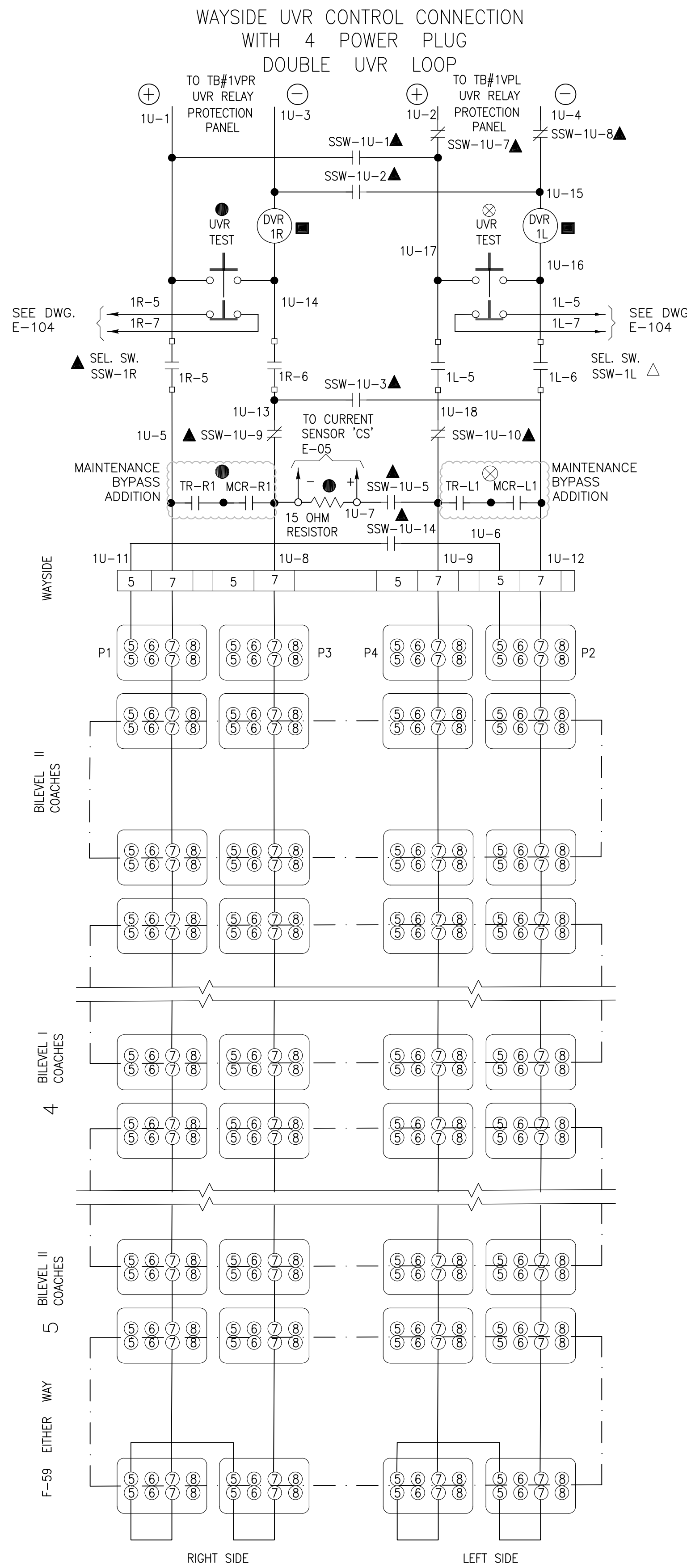
NOTES:

1. CONSULTANTS ARE TO REVIEW ALL WIRE SIZING TO TAKE INTO ACCOUNT; DERATING AND 3% MAXIMUM VOLTAGE DROP FACTORS. WIRE SIZES ARE SUGGESTIONS ONLY!
2. COMPONENT CROSS REFERENCES SHOWN AS: XXXX WHERE "XX" REPRESENTS FINAL 2 DIGITS OF REFERENCE DRAWING # AND "YY" REPRESENTS QUADRANT LOCATION ON DWG. I.E. 02C1 = WSP-001 QUAD. C1
3. IF CONSULTANTS RENUMBER DRAWINGS AND THEY ARE MAKE MODIFICATIONS TO ALL REFERENCES AND SEE DRAWING # AS REQUIRED REFER TO ELECTRIFICATION STANDARDS AND SPECIFICATIONS FOR GROUNDING AND BONDING, EMI/EMF WITHSTAND REQUIREMENTS, CABLING REQUIREMENTS.

NOTE:  
THIS DRAWING IS TO BE USED ONLY AS A REFERENCE DRAWING FOR EXISTING INSTALLATIONS AND EXPANSION OF EXISTING EQUIPMENT AS NECESSARY. NOT TO BE USED IN NEW DESIGNS.

NOTE:  
THIS DRAWING IS PROVIDED FOR INSTRUCTIONAL DESIGN PURPOSES ONLY BASED ON METROLINX GO TRANSIT DESIGN GUIDELINES AND REQUIREMENTS. THE CONSULTANT SHALL VERIFY FOR LOCAL CODE COMPLIANCE, EXISTING SITE CONDITIONS AND INTER DISCIPLINARY DRAWING COORDINATION. ALL DIMENSIONS AND SPECIFICATIONS SHOULD BE VERIFIED BY CONSULTANT AND/OR CONTRACTOR BEFORE ACTUAL CONSTRUCTION BEGINS.

GO TRANSIT PROJECT NO. XX



Aug 15, 2018, 12:31pm Login name: omd45969 Drawing Name: C:\Users\omd45969\Desktop\WSP-102.dwg

REFERENCE DRAWINGS		ISSUE		REVISIONS		DRAWN BY: XX XX	DESIGNED BY: XX XX		XXXXXX WAYSIDE POWER 120 DC UVR LOOP UNDERVOLTAGE RELAY CONNECTION DIAGRAM		CONTRACT NO. XX	DWG. NO. WSP-102	REV. 0	SHEET XX XX
						CHECKED BY: XX XX	APPROVED BY: XX XX							
						SCALE: N.T.S.	FULL SIZE ONLY							
DWG NO.	TITLE	REV.	DATE	ISSUED FOR	REV.	DATE								