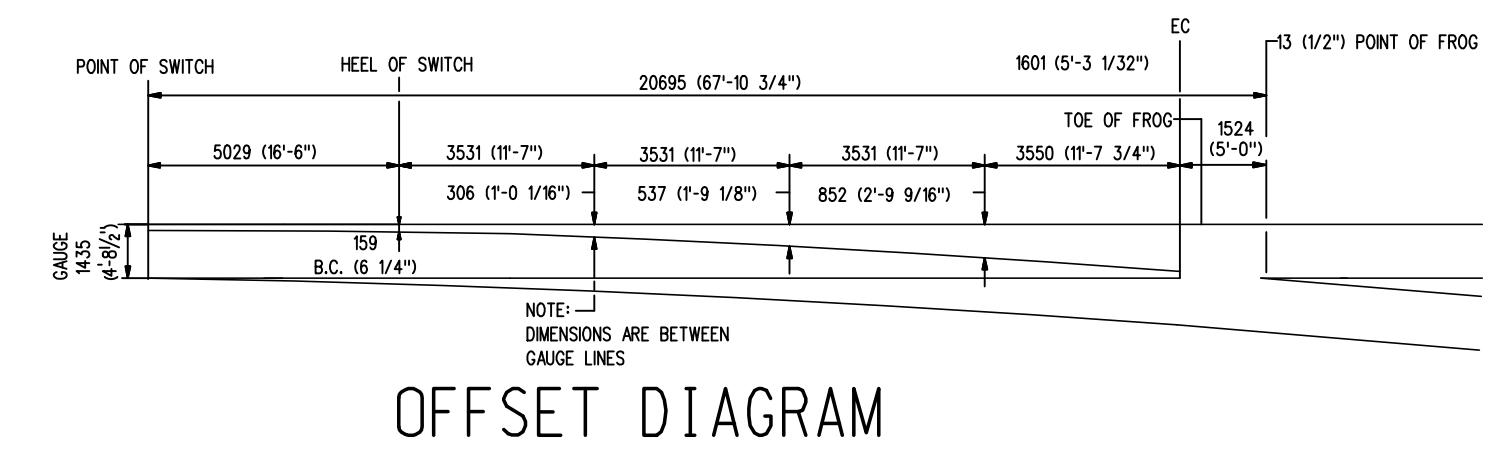
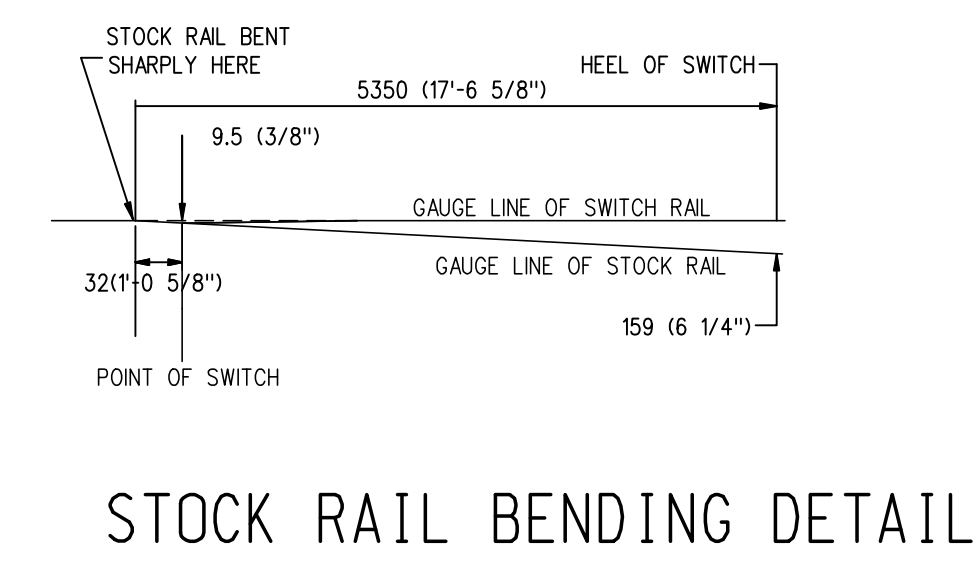
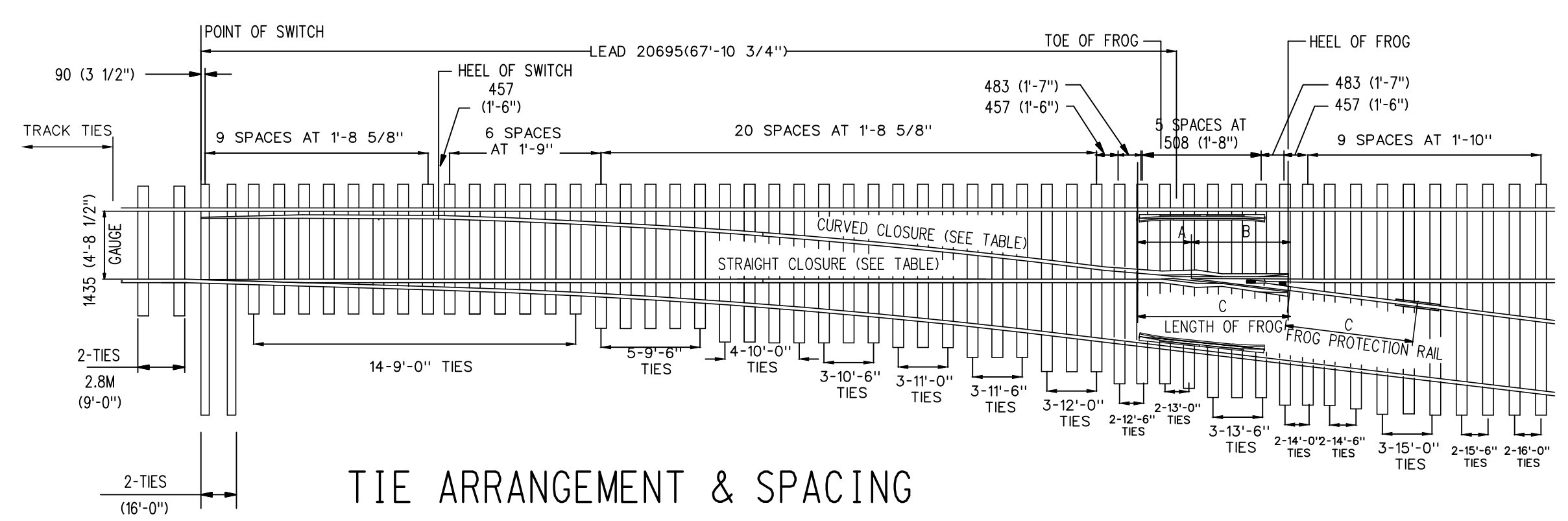


NOTES

- 1- TURNOUT TO BE INSTALLED AND MAINTAINED IN ACCORDING WITH THE LATEST ISSUE OF:
 RM .3500 TURNOUTS
 RM .3502 POWER, SPRING AND INSTALLED SWITCH
 RM .3506 SWITCH STAND, SWITCH LAMPS AND TARGETS, WHERE APPLICABLE
- 2- WHEN REFERRING TO MANUAL TURNOUTS, DRAWING NUMBER MUST BE STATED AS A OR B:
 A-RIGHT HAND TURNOUT
 B-LEFT HAND TURNOUT
- 3- FOR GENERAL ARRANGEMENT OF SWITCH STAND & COMBINATION SEE GTS-702 AND GTS-702
- 4- FOR THE VARIOUS STANDARD TURNOUT COMBINATIONS SEE INDEX SHEET GTS-0
- 5- TURNOUT GEOMETRY, FOR TABLES OF DIMENSIONS AND OFFSETS SEE GTS-1

METRIC CONVERSION: 1 inch=25.4mm, 1 foot=304.8mm

1	18/07/27	ADDED IMPERIAL TO METRIC CONVERSION NOTE	
No.	Date	Revision	By Approved
Standard		NO. 8 TURNOUT-16'6" POINTS INSULATED SAMSON POINTS R.B.M. FROG-132LB. R.E. RAIL	
Drawn	MG	Checked	GGG
Approved		Vp Engineering & Asset Management	
Date	DEC 15, 2017	Plan Number	GTS-0065
Rev			1
REFERENCE: TS-65 A/B			Sheet 1 OF 1



TURNOUT DATA:
 FROG NO -----8
 LENGTH OF SW.P.T.-----5029(16'-6\"/>

14143(46'-4 3/4'') STRAIGHT CLOSURE LENGTH
 MADE UP BY A 14143(46'-4 3/4'') O RAIL OR:
 A 10058(33') AND 4085(13'-4 3/4'') RAIL
 A 9144(30') AND 4999(16'-4 3/4'') RAIL

14205(46'-7 1/4'') CURVE CLOSURE LENGTH
 MADE UP BY A 14205(46'-7 1/4'') RAIL OR:
 A 10058(33') AND 4147(13'-7 1/4'') RAIL
 A 9144(30') AND 5061(16'-7 1/4'') RAIL

BILL OF MATERIALS FOR GTS-0065

ITEM	DESCRIPTION	STANDARD DRAWING	MARK NO.	QUANTITY	
				A	B
SWITCH PAK					
1	1st. GAUGE PLATE C/W INSULATION PLATE 100/132	GTS-0522	GP100/GP100	1	1
2	2nd. GAUGE PLATE C/W INSULATION PLATE 100/132	GTS-0522	GP105/GP101	1	-
-	2nd. GAUGE PLATE C/W INSULATION PLATE 100/132	GTS-0522	GP101/GP102	-	1
3	SWITCH ROD	GTS-0341A	341A	1	1
4	SWITCH ROD	GTS-0341D	341D	1	1
5	RIGHT SAMSON POINT RAIL	GTS-0319A	319A	-	1
	RIGHT POINT RAIL	GTS-0316A	316A	1	-
6	LEFT SAMSON POINT RAIL	GTS-0319B	319B	1	-
	LEFT POINT RAIL	GTS-0316B	316B	-	1
7	SWITCH PLATE	GTS-0508	SP315	6	6
8	SWITCH PLATE	GTS-0509	SP316	6	6
9	SWITCH PLATE	GTS-0510	SP317	2	2
10	SWITCH PLATE	GTS-0511	SP335	2	2
11	SWITCH PLATE	GTS-0511	SP336	2	2
12	SWITCH PLATE	GTS-0511	SP337	2	2
13	HOOK TWIN TIE PLATE	GTS-0503	LR23	6	6
14	HOOK TWIN TIE PLATE	GTS-0503	L23	6	6
15	HOOK TWIN TIE PLATE	GTS-0503	LR27	8	8
16	HOOK TWIN TIE PLATE	GTS-0503	L27	8	8
17	HOOK TWIN TIE PLATE	GTS-0503	LR31	4	4
18	HOOK TWIN TIE PLATE	GTS-0503	L31	3	3
19	HOOK TWIN TIE PLATE	GTS-0503	L32	1	1
20	HEEL BLOCK	GTS-0360	16-6&22GP1-S	2	2
21	BENT SPLICE BAR(4 HOLE) - 132/136 LB. R.E.	GTS-1204D	1204D	2	2
22	STRAIGHT SPLICE BAR (4 HOLE) - 132/136 LB. R.E.	GTS-1203	-	1	1
23	SPRING WASHER for 1 - 1/8" DIA. BOLT	GTS-1301	-	12	12
24	1 - 1/8"DIA. - 7 NC OVAL NECK TRACK BOLT X 12 - 1/2" LG. C/W SQ	GTS-1320/4	-	8	8
25	PIPE THIMBLE - 1 - 1/4" DIA. X 2 - 3/8" LONG	GTS-0345J	J	2	2
26	1/4" COTTER PIN X 2" LG.	-	-	4	4
27	1-1/8" DIA. - 7 UNC HEX HD. BOLT X 5" LG. C/W HEX NUT	GTS-1311/2	-	4	4
28	ADJUSTABLE RAIL BRACE	GTS-0354	132M-14	12	12
29	7/8" DIA. 9 UNC SQ. HD. BOLT X 3-3/4" LG.	GTS-1308/5	-	24	24
30	SPRING WASHER for 7/8" DIA. BOLT	GTS-1301	-	24	24
31	DOUBLE WASHER	GTS-0354	M-10	12	12
32	DOUBLE NUT	GTS-0354	M-9	12	12
33	UNDERCUT STOCK RAIL - 132 LB. A.R.A.-A. 39' - 0" LG.	GTS-1105C	1105C	1	1
34	PANDROL CLIP - PR 631A	GTS-1322	-	2	2
35	DOUBLE SPRING WASHER - TYPE FE6	GTS-1310	-	16	16
FROG					
36	#8-132 LB. RAIL BOUND MANGANESE STEEL FROG	R11C-626 .1	-	1	1
FROG PAK					
37	HOOK TWIN TIE PLATE	GTS-0503	L23	5	5
38	HOOK TWIN TIE PLATE	GTS-0503	LR27	2	2
39	HOOK TWIN TIE PLATE	GTS-0503	L27	8	8
40	HOOK TWIN TIE PLATE	GTS-0503	L31	1	1
41	HOOK TWIN TIE PLATE	GTS-0503	LR23J	2	2
42	HOOK TWIN TIE PLATE	GTS-0503	L23J	2	2
43	HOOK TWIN TIE PLATE	GTS-0503	LR27J	2	2
44	HOOK TWIN TIE PLATE	GTS-0503	L27J	2	2
45	STRAIGHT SPLICE BAR (4 HOLE) - 132/136 LB. R.E.	GTS-1201	-	4	4
46	SPRING WASHER for 1 - 1/8" DIA. BOLT	GTS-1301	-	16	16
47	1 - 1/8" DIA. - 7 NC OVAL NECK TRACK BOLT X 5-7/8" LG. C/W SQ.	GTS-1320/1	-	16	16
GUARD RAIL PAK					
48	FROG GUARD RAIL 11' - 0" LONG	GTS-1106	-	2	2
49	HOOK TWIN TIE PLATE	GTS-0503	L23	28	28
50	SPRING WASHER for 1 - 3/8" DIA. BOLT	GTS-1301	-	12	12
51	1-3/8" DIA. - 6 UNC SQ. HD. BOLT X 9 - 1/2" LG. C/W SQ. NUT	GTS-1309/100	-	4	4
52	1-3/8" DIA. - 6 UNC SQ. HD. BOLT X 10 - 1/2" LG. C/W SQ. NUT	GTS-1309/102	-	4	4
53	1-3/8" DIA. - 6 UNC SQ. HD. BOLT X 11" LG. C/W SQ. NUT	GTS-1309/104	-	4	4
54	HEAD WASHER	GTS-0837J	837J	12	12
55	END CASTING RIGHT HAND 132 LB. A.R.A.-A.	GTS-0848	GG2-S	2	2
56	END CASTING LEFT HAND 132 LB. A.R.A.-A.	GTS-0848	GG3-S	2	2
57	TAIL WASHER (BEVELLED)	GTS-0837B	837B	8	8
58	TAIL WASHER (NOT BEVELLED)	GTS-0837K	837K	4	4
59	ADJUSTABLE BLOCK 132 LB. R.E.	GTS-0848	GG1-S	8	8
***TO UPGRASDE EXISTING TURNOUT, REPLACE 132 LB. PLATES WITH EQUIVALENT 136 LB. PLATES. ***					
*** MINOR TIE SPACING ADJUSTMENTS MAY BE NECESSARY. ***					
TURNOUT PACKAGES					
TURNOUT NUMBER	DESCRIPTION	QUANTITY PER TURNOUT			
GTS- 065A	FROG RBM 8-132	1			
	SW-PK INS SAMSON HO NO. 8A - 132 LBS.	1			
	GR-PK 8 - 132 11'-0"	1			
	FR-PK RBM 8 - 132	1			
GTS- 065B	FROG RBM 8-132	1			
	SW-PK INS SAMSON HO NO. 8B - 132 LBS.	1			
	GR-PK 8 - 132 11'-0"	1			
	FR-PK RBM 8 - 132	1			
ABBREAVATIONS					
SW - PK - SWITCH PAK		MANGANESE			
FR - PK - FROG PAK		HO - HAND OPERATED		RBM - RAIL BOUND	
GR - PK - GUARD RAIL PAK		MANGANESE			
INS - INSULATED		SO - SPRING OPERATED			
NOTE:					
1 - For a new installation, necessary rail, bonded insulated joints, splice bars, bolts, washers, rail anchors, connecting rod, switch stand, targe and reflectorized target kit may be required in addition to the materials listed above					
BILL OF SWITCH TIES FOR HAND AND SPRING OPERATION			BILL OF SWITCH FOR POWER OPERATION		
TIES 180 X 230 mm (7" X 9")			TIES 180 X 230 mm (7" X 9")		
LENGTH			LENGTH		
METRES	FEET/INCHES	NO. OF PIECES	METRES	FEET/INCHES	NO. OF PIECES
2.8	9' - 0"	16	2.8	9' - 0"	14
3.1	10' - 0"	9	3.1	10' - 0"	6
3.4	11' - 0"	6	3.4	11' - 0"	4
3.7	12' - 0"	6	3.7	12' - 0"	3
4	13' - 0"	4	4	13' - 0"	4
4.3	14' - 0"	5	4.3	14' - 0"	3
4.6	15' - 0"	5	4.6	15' - 0"	3
4.9	16' - 0"	6	4.9	16' - 0"	4
TOTAL NUMBER OF TIES - 57			TOTAL NUMBER OF TIES - 41		