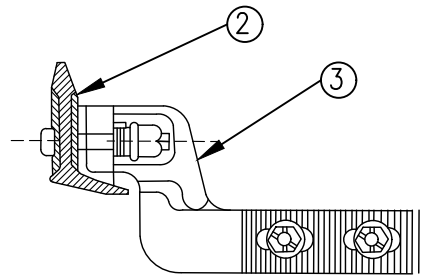
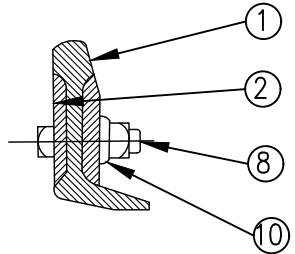


ASSEMBLY OF 22'-0" POINT RAIL
DRAWING NO. GTS-0370/B
LEFT HAND POINT RAIL

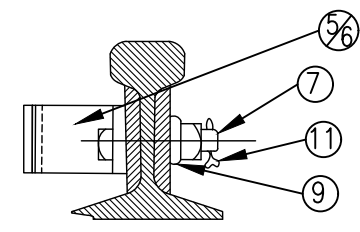
BOLTS SUPPLIED & INSTALLED WITH FRONT ROD BY SIGNAL DEPT



CLIP ASSEMBLY



SECTION A



STOP ASSEMBLY

ITEM NO.	DESCRIPTION	STANDARD PLAN NO.	MARK NO.	QUANTITY	
				DWG.NO.GTS-0332	
				A	B
1	RIGHT POINT RAIL	GTS-0433		1	-
	LEFT POINT RAIL			-	1
2	REINFORCING BAR 1/2" THK X 20'-0" LONG.	GTS-0342/Y		2	2
3	RIGHT HAND "MJ"-RACOR CLIP (ABEX NO. HB-501A)	GTS-0352/E		-	1
	LEFT HAND "MJ"-RACOR CLIP (ABEX NO. HB-501A)	GTS-0352/F		1	-
4	RIGHT HAND "MJ"-RACOR CLIP (ABEX NO. HB-501B)	GTS-0352/G		-	2
	LEFT HAND "MJ"-RACOR CLIP (ABEX NO. HB-501B)	GTS-0352/H		2	-
5	STOP BLOCK NO.1	GTS-0339/K	K	1	1
6	STOP BLOCK NO.2	GTS-0339/L	L	1	1
7	3/4" DIA-10 UNC SQ.HD.BOLT X 4" LG.C/W SQ.NUT	GTS-1305/6		4	4
8	1" DIA-8 UNC SQ.HD.BOLT X 3-1/2" LG.C/W SQ.NUT	GTS-1309/13		18	18
9	SPRING WASHER FOR 3/4" DIA BOLT	GTS-1301		4	4
10	SPRING WASHER FOR 1" DIA BOLT	GTS-1301		18	18
11	3/16" COTTER PIN X 1-1/4" LONG			4	4

NOTES

CONVERSION FACTOR: 1 INCH=25.4mm, 1 FOOT=304.8mm

WHEN REFERRING TO POINT RAILS, DRAWING NO. MUST BE STATED AS A OR B INDICATE RIGHT OR LEFT HAND POINT:

- A- RIGHT HAND POINT
- B- LEFT HAND POINT (ILLUSTRATED)

METRIC CONVERSION: 1 inch=25.4mm, 1 foot=304.8mm

1	18/07/27	ADDED IMPERIAL TO METRIC CONVERSION NOTE	
No.	Date	Revision	By Approved

Standard / **ASSEMBLY- UNIFORM RISES DESIGN**
22'-0" POINT RAIL
FOR MANUAL & POWER OPERATED 136LB. R.E. RAIL

Drawn _____ Checked _____ Approved KBLL
VP Engineering & Asset Management



Date DEC 15, 2017 Plan Number GTS-0370 Rev 1

REFERENCE: TS-370 A/B Sheet 1 OF 1