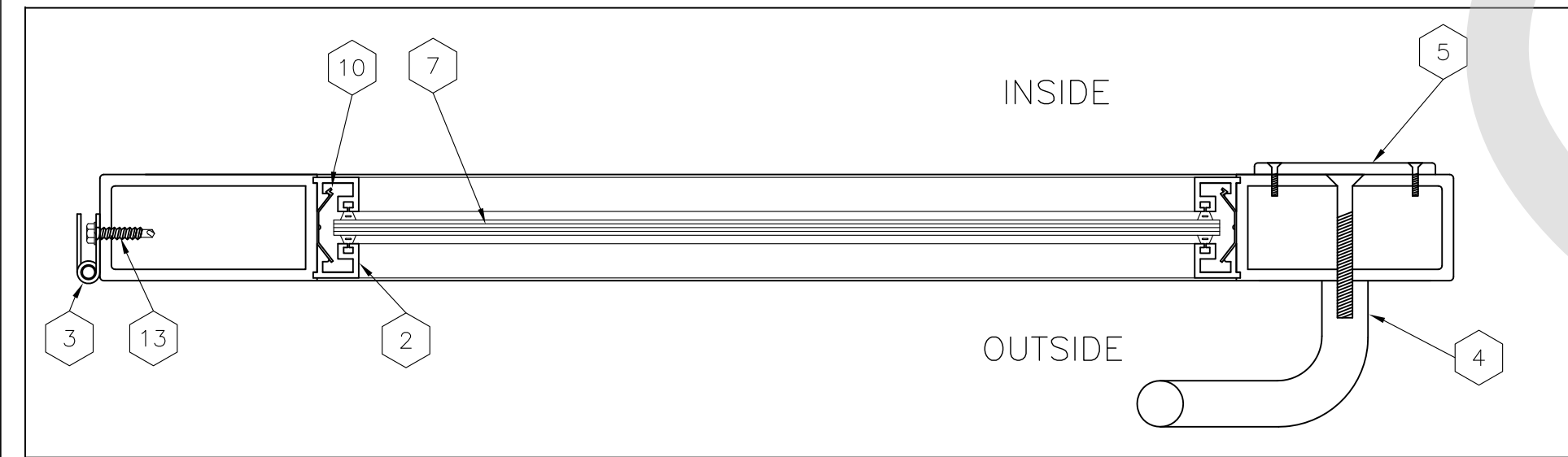


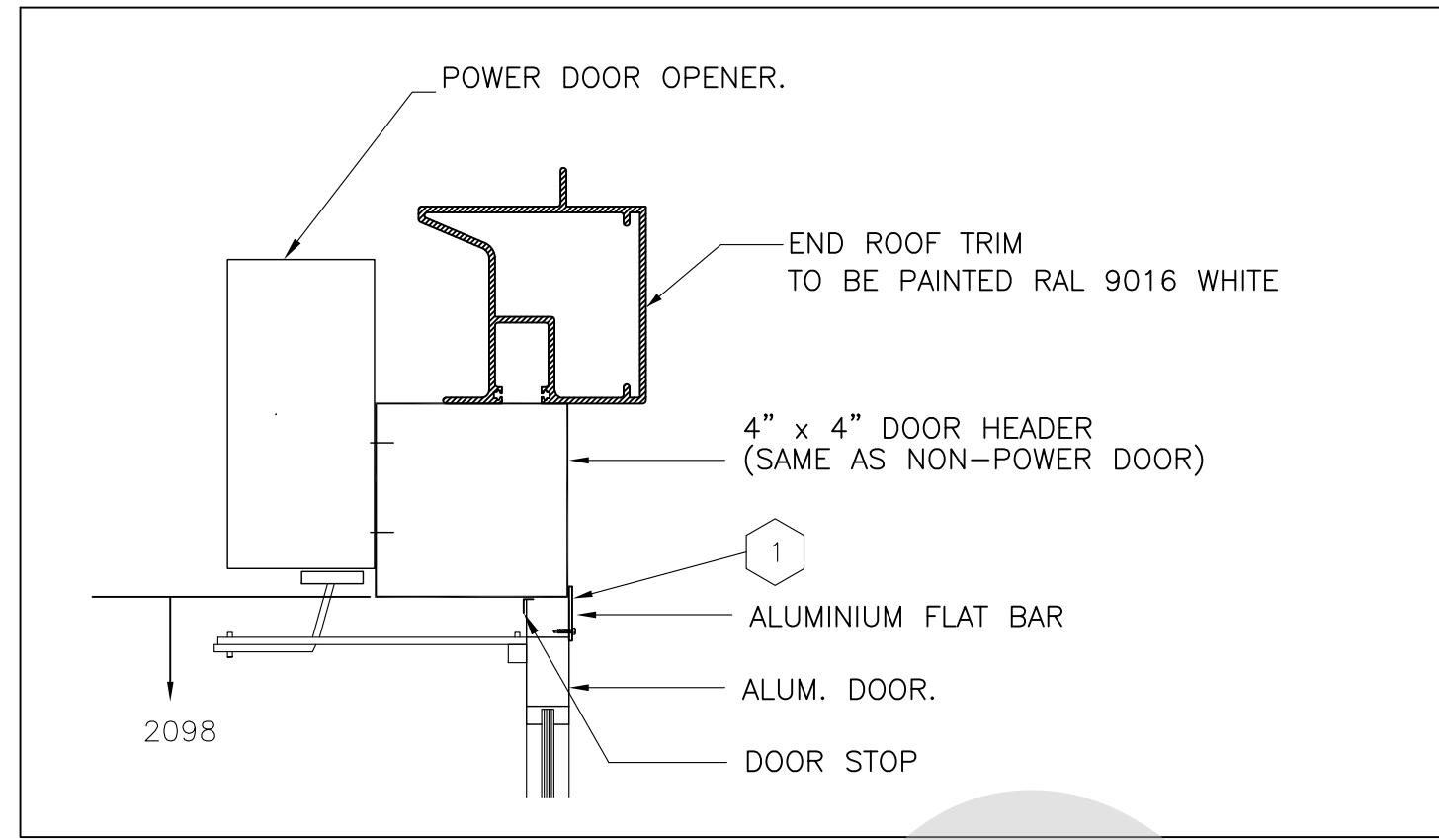
1 DOOR ELEVATIONS
RBS-1A-003 SCALE: N.T.S.



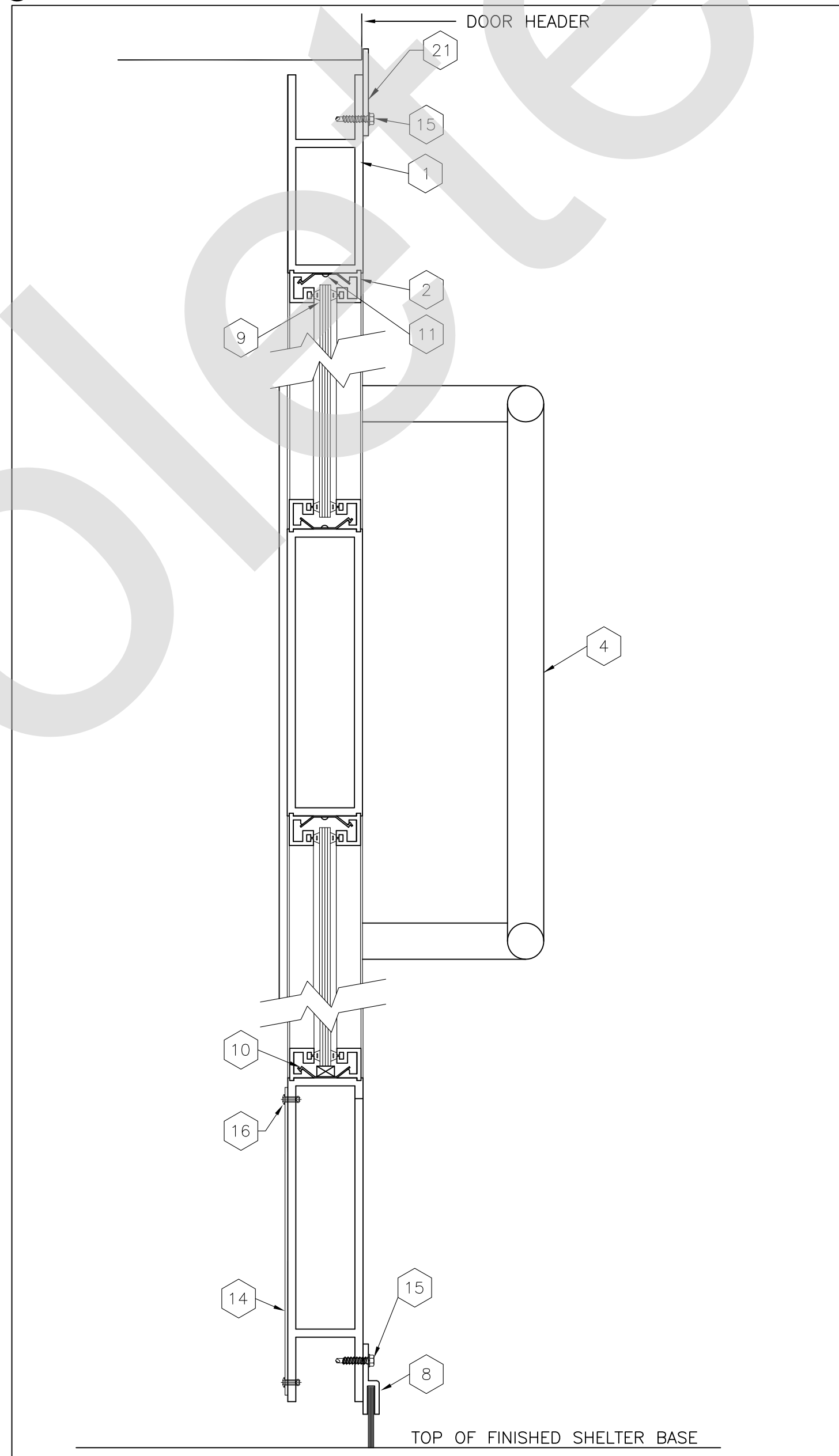
2 PLAN VIEW
RBS-1A-003 SCALE: N.T.S.

NOTE:
THIS DRAWING IS PROVIDED FOR INSTRUCTIONAL DESIGN PURPOSES ONLY. BASED ON METROLINX GO TRANSIT DESIGN GUIDELINES AND REQUIREMENTS. THE CONSULTANT SHALL VERIFY FOR LOCAL CODE COMPLIANCE, EXISTING SITE CONDITIONS AND INTER DISCIPLINARY DRAWING COORDINATION. ALL DIMENSIONS AND SPECIFICATIONS SHOULD BE VERIFIED BY CONSULTANT AND/OR CONTRACTOR BEFORE ACTUAL CONSTRUCTION BEGINS.

4 SECTION
RBS-1A-003 SCALE: N.T.S.

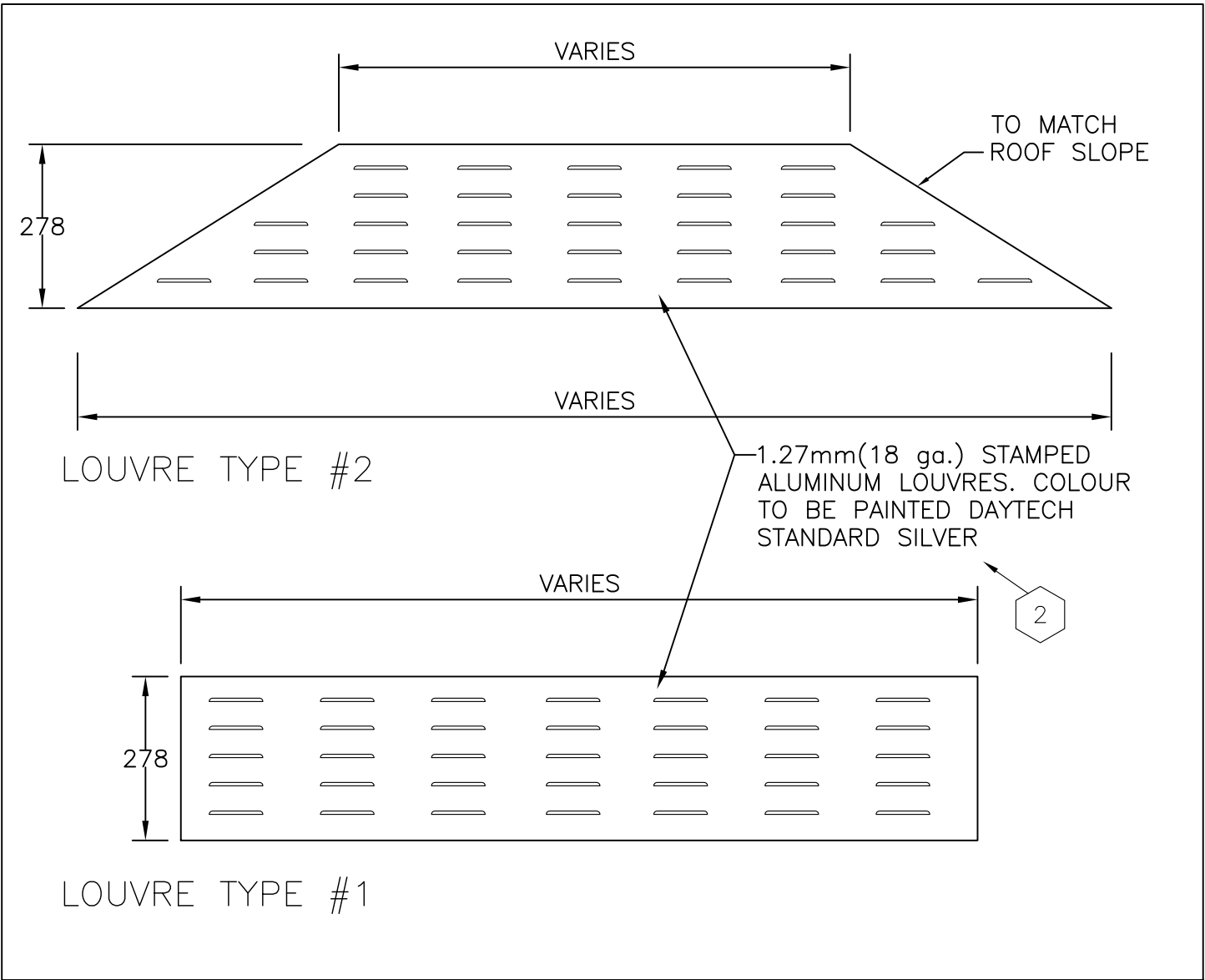


3 POWER DOOR OPENER DETAIL
RBS-1A-003 SCALE: N.T.S.



METRIC

ALL DIMENSIONS SHOWN ARE IN METRES AND/OR MILLIMETRES UNLESS OTHERWISE NOTED.



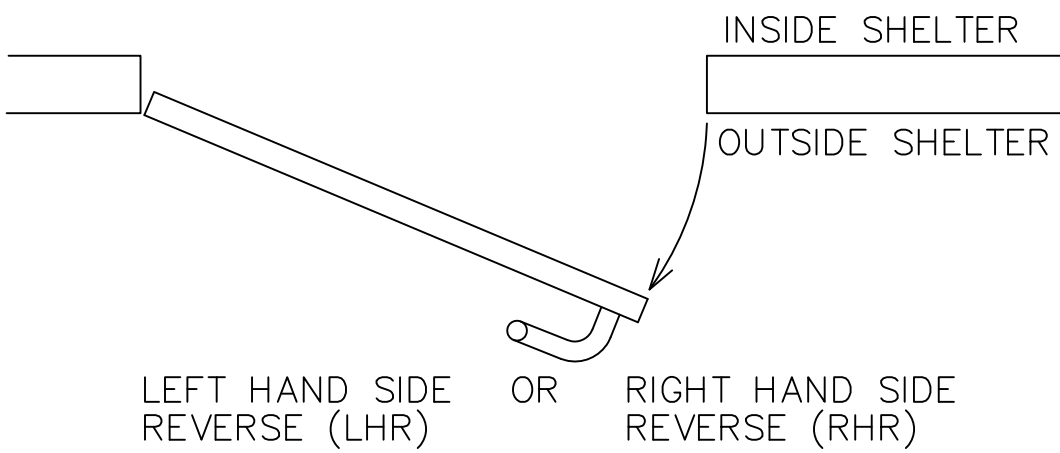
5 LOUVRE DETAILS
RBS-1A-003 SCALE: N.T.S.

1	DOOR FRAME	ALUMINUM	915 x 2073	1
2	SNAP ON GLAZING	ALUMINUM		16
3	CONTINUOUS HINGE	6.4mm PIN ST. STEEL	2066	1
4	PULL HANDLE	ALUMINUM	#220	1
5	PUSH PLATE	STAINLESS STEEL	CBH 923 80x400mm	1
6	KEY CYLINDER	RUSSWIN (CORBIN)	5253Ax29mm	1
7	TEMPERED GLASS		724 x 795 x 5 THK.	2
8	DOOR SWEEP C/W LONG BRUSH		889 LG.	1
9	RUBBER INSERT			AS REQUIRED
10	GLAZING CLIP			24
11	GLAZING SCREWS	#6x13mm	SELF DRILLING SCREW	24
12	LOCK	24mm BS.x628CL	AR MS 1850A	1
13	#14 x 25mm LG. TEK SCREW	(8) PER SIDE	@292mm C/C	16
14	KICKPLATE	STAINLESS STEEL	150x883x3.0mm THK.	1
15	#10 x 19mm LG. TEK SCREW			10
16	SSD43 SS BSF RIVET	@ABT.210mm C/C	(KICK PLATE TO DOOR)	10
17	LOCK BACKING DUMMY			2
18	DOOR OPEN HOLDER	ZINC PLATED	SPAE-NAUR D-4019	1
19	CYLINDER PULL	ZINC DIE CAST		2
20	THUMB TURN	ALUMINUM		1
21	FLAT BAR	ALUMINUM		1


NOTE: FOR NON-POWER OPERATED DOOR, PROVIDE LCN 2010 CLOSURE

PREPARATION:
1. DOOR LOCK
2. PULL HANDLE
3. PUSH BAR

NO PREP FOR HINGES
FINISH:
DOOR FRAME - TO BE PAINTED DAYTECH STANDARD SILVER
DOOR HANDLE - CLEAR ANODIZED



METROLINX PROJECT NO.



A Division of Metrolinx

NEW SHELTERS
VAULTED ROOF SHELTERS
DOOR DETAILS

CONTRACT NO.	DWG. NO. RBS-1A-003	REV. 5	SHEET
--------------	------------------------	-----------	-------

REFERENCE DRAWINGS	ISSUE	REVISIONS	DRAWN BY: G.R 07/09/22	DESIGNED BY: GO TRANSIT
		5 JUN 2014 REVISED DRAWING REFERENCE NUMBERS	CHECKED BY: D.S.P	APPROVED BY:
		4 DEC 2013 DISCLAIMER NOTE	SCALE: NONE	FULL SIZE ONLY
		3 SEPT 2013 RAMP AND HANDRAIL REVISION		
		2 AUG 2013 COLOUR REVISION		
		1 JULY 2012 NOMENCLATURE REVISION		
DWG NO.	TITLE	REV. DATE	ISSUED FOR	REV. DATE